


# VIETA PRO

## Round Up 2 Speaker

Ref. VM-BS26



English



**LetMeRepair**

Spain

Problems with your product?

Contact us at:

Email: [vieta@letmerepair.es](mailto:vieta@letmerepair.es)

Phone: 952 179 479

Thank you for purchasing the outdoor Bluetooth **Round Up 2** speaker VM-BS26. To ensure correct operation, please read this user manual carefully before operation.

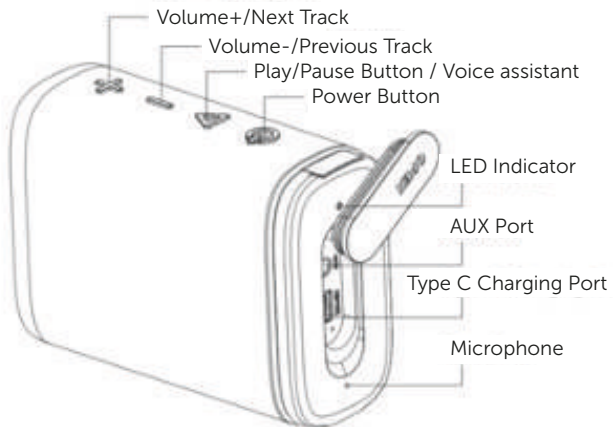
# USER MANUAL








This product has been designed and developed under the professional standards of **VIETA PRO**, which was founded by the Brothers in 1954. Since then, Vieta has accumulated more than 60 years of history under the motto "The avocation and respect for art of music", which has motivated all his projects, thus achieving a privileged place in the electronics market based on constant effort and generous doses of passion.

The **VIETA PRO** models are based on the benefits of professional sound, where the standards of quality, durability, and sound are above the commercial products of consumer electronics. Developed by the prestigious engineer "Jordi Hernández", with more than 40 years of experience in the sector and who has been designated as "expert hearing of vieta" since 2002. Models that have been built with the most precise components for the purpose to be able to offer and develop the purity and uniqueness that characterizes the **VIETA PRO** sound.


## 1. Product Diagram



## 2. Button Functions

	<p>Long press: power on/off the speaker Short press: change modes (Bluetooth-FM-Aux in)</p>
	<p>Short press: play/pause music, pick up/hang up a call Long press 2S: reject a call Long press 3S: disconnect Bluetooth pairing Doble Click: calling out the mobile's voice assistant</p>
	<p>Short press: volume down Long press: previous track</p>
	<p>Short press: volume up Long press: next track</p>
	<p>Long press + and - together 2 seg, to enter into TWS pairing mode Long press + and - together:2 seg, to disconnect the TWS pairing</p>

### 3. Modo Bluetooth



- Bluetooth Version: Bluetooth 5.0, supports HSP, HFP, A2DP, AVRCP profile, pairing name is "Vieta Pro Round Up 2".
- Long press  to turn on the speaker , speaker enters into bluetooth pairing mode with the blue LED flashes quickly.
- Search the name "Vieta Pro Round Up 2" on your phone bluetooth list then connect it.The blue LED light will stays light when the connection is successful. The blue LED light flashes slowly during music playing(the light goes on and goes off for one second), Short press to stop playing music, blue LED light stays.

- Short press  $\oplus$  /  $\ominus$  for volume up/down, long press (2 seg)  $\oplus$  /  $\ominus$  to change next/previous track. And there will be a "Max Volum" sound when it is maximum and minimum volume.
- Short press  $\triangleright$  to pick up a call or hang up a call , long press to reject a call.
- Long press  $\triangleright$  to disconnect bluetooth pairing with "Disconnected" sound, blue LED light flashes quickly.
- Doble click  $\triangleright$  calling out the mobile's voice assistant
- Long press  $\textcircled{1}$  to turn off the speaker, LED light goes out.
- Turn on the speaker again, it will re-connect the latest paired device automatically.



#### 4. TWS Function (True Wireless Stereo)

(only available in Bluetooth mode)




In order to activate the True Wireless Stereo function:

- 1) Enter Bluetooth mode in the main speaker (master) and then pair your device with the speaker. If desired, you can start audio playback before activating TWS function.
- 2) Turn on the secondary speaker and enter Bluetooth mode. Please make sure the secondary speaker is not connected to any device.
- 3) Press and hold  and  buttons on the master speaker to enter TWS pairing mode.
- 4) Once paired, the speakers will emit a confirmation tone.

In order to deactivate the True Wireless Stereo function:








- Press and hold  and  buttons on any speaker. Once unpaired, the speakers will emit a confirmation tone.

## 5. AUX IN Mode




- Turn on the speaker, plug in the audio cable, the speaker will enter into aux in mode with "Aux in mode" sound.
- When playing music ,the blue LED light flashes slowly (the light goes on and goes off for one second), short press  to pause music, blue LED light stays. Short press  again to restart play music, short press  for volume up/down.



## 6. FM Mode

- Turn on the speaker, short press  to switch to FM mode with "FM Radio Mode" sound , the blue LED light flash slowly with sound.
- Long press  to start auto-scan. When the scan is finished, the speaker will play the first station automatically.
- Long press / to change next/previous station which have been stored.
- Short press / for volume up/down
- Short press  to pause the FM play and the blue LED will stay light.

## 7. USB playback

- Connect your USB drive to the speaker by using the OTG cable in the box, then the speaker will play music automatically.
- Short press  for volume up/down
- Long press  to change next/previous track.
- Short press  to pause/play music.

## 8. Charging

- Connect the charging cable in the box to the speaker type C 5V. Charging port with the red LED light will long light and goes off after fully charged.

- When the battery voltage is below 3.3V(below 15% capacity) ,speaker will enter into "battery Low" alarm state and it will alarm every 30 seg one time then power off automatically after 5times alarm.
- When you hear the first "battery Low"alarm, please charge the speaker in time.

## 9. Automatic power-off function

If there is no any connection above 10 minutes, the speaker will turn off automatically to save the battery.

## 10. Product information

Model: Vieta Pro **Round Up 2**

BT Version: 5.0

Dimension: 76\*41\*101mm

Product Weight: 230g

Inputs: AUX in

Battery: 3.7V 1800mAh

Speaker Diver: 4ohm 5W

Power Supply: type C 5V/1A

Waterproof Rating: IPX7

## Declaration of conformity

Issuer's name: FRAMASON AUDIO S.A

Address: Av. de Pau Casals 7, Entresuelo 2- 08021 Barcelona (España)

Tel: +34 93 1162491

CIF: A62829841

We declare under our own exclusive responsibility that the product:

- Description: Bluetooth Speaker
- Brand: Vieta Pro
- Model: VM-BS26
- Manufacturer: FRAMASON AUDIO S.A
- Manufacturing country: China

referred to in this declaration is in compliance with the essential norms and standards

EN 62368-1:2014 + A11:2017

EN 301 489-1 V2.2.0 (2017-03)

EN 301 469-17 V3.2.0 (2017-03)

EN 55032:2015

EN 55035:2017

EN 300 328 V2.2.0 (2017-11)

EN 303 345 V1.1.7 (2017-03)

EN 62311:2008

in conformity with the provisions of the Directive 2014/53/EU of the European Parliament and of the Council of 16th April 2014.

Barcelona 1 Marzo de 2019

Carlos Alberdi  
Product Manager



**VIETA  
PRO**

[www.vietapro.com](http://www.vietapro.com)