

VIETA PRO

Unseen 2 Earphones

Ref. VHP-TW21

 English



Dear Customer,
Thank you for purchasing the outdoor Bluetooth **Unseen 2** earphones VHP-TW21. To ensure correct operation, please read this manual carefully before use.

INSTRUCTION MANUAL



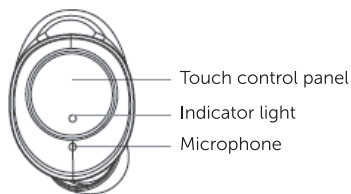
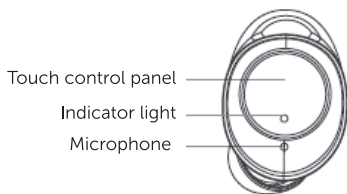
This product has been developed under the **VIETA PRO** quality standards. For over 60 years, since its foundation in 1954 by the Vieta brothers, Vieta has always been guided by the motto "Love and respect for the art of music". It has thus achieved a privileged position in the electronics market, with constant effort and generous doses of passion.

The **VIETA PRO** models are based on professional sound standards, where quality, durability and sound are above those in commercial products of consumer electronics. They have been developed by the prestigious engineer "Jordi Hernandez", with more than 40 years in the sound industry. Under his expert direction, the **VIETA PRO** models are manufactured with the most precise components, producing the purest **VIETA PRO** sound.

1. Product Diagram

Left earphone

Right earphone



2. Product specifications

Model: Vieta Pro **Unseen 2**

Bluetooth® Version: JL V5.0

Bluetooth® range: 10 meters

Charging case battery: 400mAh

Earphone battery: 50mAh

Playback time: 5-6 h

Standby time: more than 200 h

Charging time: 1-2 h

Charging box voltage: DC 5V

Supported phone systems: iOS, Android

3. Key Definitons

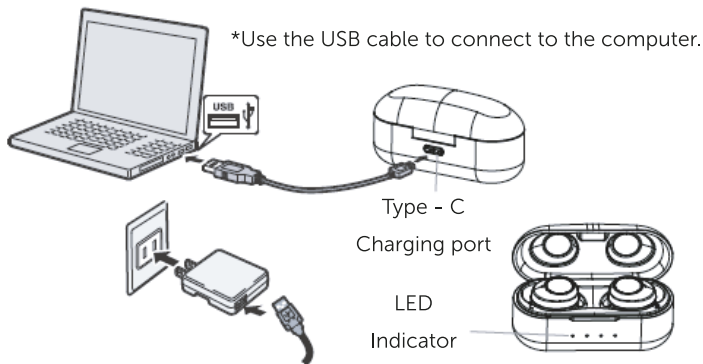
Power on	When the earphones are removed from the case, they will automatically turn on and sync to each other.
Power off	The earphones will automatically power off when placed back in the charging case.
Answer call	Press once L side or R side.
End call	Press once L side or R side.
Reject the incoming calls	Press and hold (2 seconds) L side or R side.
Play / Pause	Press once L or R side.
Increase Volume	Press and hold R side while playing music.

Decrease Volume	Press and hold L side while playing music.
Skip Forward	Press twice R side.
Skip Backward	Press twice L side.
Wake Up Voice Assistant	Triple tap L or R side.

4. Charging mode



*Putting the earphone in of the charging case.



*Use the USB cable to connect with mobile phone charger.

Charging Mode	Placing the earphones in the charging case will automatically switch them off, and the charging process will start. While charging the red LED light indicator will be on, and will turn off after charging is finished.
Charging Case	The white LEDs on the charging case will light successively until all four lights are on, when the charging is completed. When the charging case is disconnected, the power indicator light will switch off.
Low Battery	When the battery voltage drops below 3.3V a beep indicating low battery will sound and a red LED light will flash for 20 seconds. Please charge then. When the battery voltage drops below 3.0V it will switch off the device.
Battery Display	After connecting an iOS device, it will show the battery power indicator of the earphones.

5. Earphone pairing and Bluetooth connection

<p>Single Earphone Pairing Mode</p>	<p>If you just remove from the charging case either the L or the R earphone, it will activate the single earphone pairing mode. The procedure to pair with the mobile phone is the same as in the "Two earphones pairing mode".</p>	<p>The red and blue light flash.</p>
<p>Two Earphones Pairing Mode</p>	<p>L/R will turn on at the same time when removed from the charging case, and will Sync to each other. To pair the earphones with your mobile phone, select and tap on the Vieta Pro Unseen 2 reference from your Bluetooth menu. This procedure is only necessary the first time you connect to the same device.</p>	<p>The red and blue light flash.</p>

TWS pairing mode	When the earphones are removed from the case they will automatically turn on and sync to each other.
Mobile Phone Bluetooth® Connection	Scan for Bluetooth® devices from your phone, then select and tap on "Vieta Pro Unseen 2. "
Reconnect to Bluetooth®	Left and right earphones will automatically reconnect to each other when switched on. The main earphone will also reconnect to the phone. The earphones and phone Bluetooth® connection will be reestablished if the time out of Bluetooth® range is less than 5 minutes.

6. Remarks

1. Bluetooth® pairing name or reference: Vieta Pro **Unseen 2.**
2. If you place the earphones in the charging case while music is playing, they will be disconnected from the phone and switched off. When opening the cover of the charging case again, the earphones will switch on and pair automatically with the phone.
3. If earphones and phone do not connect automatically, press the power on key.
4. If the earphones cannot connect to the mobile phone , reboot and connect again.
5. Please always use a 5V charger.



FCC STATEMENT

FCC ID Code: 2A047-K020-B

Note: This equipment has been tested and found to comply with the limits for a Class B digital device, pursuant to part 15 of the FCC Rules. These limits are designed to provide reasonable protection against harmful interference in a residential installation. This equipment generates uses and can radiate radio frequency energy and, if not installed and used in accordance with the instructions, may cause harmful interference to radio communications. However, there is no guarantee that interference will not occur in a particular installation. If this equipment does cause harmful interference to radio or television reception, which can be determined by turning the equipment off and on, the user is encouraged to try to correct the interference by one or more of the following measures:

- Reorient or relocate the receiving antenna.
- Increase the separation between the equipment and receiver.
- Connect the equipment into an outlet on a circuit different from that to which the receiver is connected.
- Consult the dealer or an experienced radio/TV technician for help.

Changes or modifications not expressly approved by the party responsible for compliance could void the user's authority to operate the equipment. This device complies with Part 15 of the FCC Rules. Operation is subject to the following two conditions:

- (1) This device may not cause harmful interference, and
- (2) This device must accept any interference received, including interference that may cause undesired operation.



Disposal Information

The symbol above indicates that this product and/or battery should not be disposed of with household waste. When you decide to dispose of this product and/or its battery, do so in accordance with local environmental laws and guidelines.

Trademarks

The Bluetooth® word mark and logos are registered trademarks owned by the Bluetooth SIG, Inc.

Other trademarks and trade names are those of their respective owners.

“Android” is a trademark of Google Inc. “Apple” is a trademark of Apple Inc.

Safety information



Warning: To avoid hearing damage, do not listen at high volume levels.

- Avoid dropping
- Do not disassemble
- Do not submerge in water
- The product shall not be exposed to dripping or splash.
- Avoid extreme temperatures.

RoHS
Compliant



MADE IN CHINA



- The product shall not be exposed to excessive heat such as sunshine, fire or the like.
- Use original or certified cables.
- Clean with a dry, soft lint-free cloth. Do not use any corrosive cleaner or oil.
- Do not use the product outdoors during thunderstorms.
- Keep out of reach of children. Small parts included may be a choking hazard.

Limited Warranty

VIETA PRO products are backed by a 2-Year Limited Warranty against defects in materials and workmanship from the date of original retail purchase. Please contact us at support@vietapro.com (Americas only).

Contact

EUROPE:

FRAMASON AUDIO, S.A.

Website: www.vietapro.com

Address: Av. de Pau Casals 7, Entresuelo 2- 08021 Barcelona, Spain

Phone: +34 93 116 24 91

Email: info@vieta.es

AMERICAS:

Belisa, LCC (Importer and Distributor in USA).

Website: www.vietapro.com

Address: 6420 Rea Road Suite A1 #252, Charlotte, NC 28277, USA.

Email: support@vietapro.com

CE Declaration of conformity

Issuer's name: FRAMASON AUDIO S.A

Address: Av. de Pau Casals 7, Entresuelo 2- 08021 Barcelona (España)

Tel: +34 93 1162491

CIF: A62829841

We declare under our own exclusive responsibility that the product:

- Description: TWS Earphones
- Brand: Vieta Pro
- Model: VHP-TW21
- Manufacturer: FRAMASON AUDIO S.A
- Manufacturing country: China

referred to in this declaration is in compliance with the essential norms and standards

EN 62479:2010

EN 50332-1:2013

EN 301 489-1 V2.2.0

EN 301 489-17 V3.2.0

EN 300 328 V2.1.1

EN 60950-1:2006+A11:2009+A1:2010+A12:2011+A2:2013

in conformity with the provisions of the Directive 2014/53/EU of the European Parliament and of the Council of 29th March 2014.

Barcelona 1 Marzo de 2019

Carlos Alberdi

Product Manager



**VIETA
PRO**

www.vietapro.com